

# 6. MATERIALS

Design Manual, Release 3.4

January 02, 2026

# Materials: Interior & Exterior Finish Schedule

	CODE	MATERIAL	MANUFACTURER	PRODUCT	COLOR	DIMENSION	LOCATION	ADDITIONAL INFORMATION
FLOORING	CT-1	PORCELAIN TILE	AUTOSTONEUSA MADE IN THE USA	AMERICAN MADE! SERIES.3	AMERICAN HARVEST, NATURAL/HONED/ BRIGHTFINISH - BRIGHTFINISH is a permanent (baked-in during manufacturing) sealant to aid dealers with cleaning practices to maintain retail dealerships in a "like new" appearance.	12" X 24" X 9 MM 1/3 STEP RUNNING BOND/STAIRSTEP (8"), PARALLEL TO THE FRONT CURTAIN WALL, 3/26" GROUT JOINT	SHOWROOM FIELD TILE, VEHICLE DELIVERY, SERVICE ADVISORS, HALLWAYS, CUSTOMER-FACING STAIRS, CUSTOMER RESTROOM FLOORS AND WALLS (HORIZONTAL INSTALLATION AT WALLS)	<p>CONTACT: HYUNDAI SALES TEAM: AUTOSTONEUSA: MADISON WILSON HYUNDAI &amp; GENESIS PROGRAM MANAGER AT AUTOSTONE, 214-393-4875   <b>HYUNDAI@AUTOSTONEUSA.COM</b></p> <p>NOTES:</p> <ol style="list-style-type: none"> <li>1. NATIONAL PRICING HAS BEEN ESTABLISHED FOR THESE PRODUCTS. PLEASE CONTACT AUTOSTONEUSA FOR DETAILS. MOST COMPETITIVELY PRICED OPTION &amp; MADE IN USA.</li> <li>2. NEWLY INSTALLED FLOOR TILE SHOULD BE COVERED DURING CONSTRUCTION TO PREVENT ACCUMULATION OF DEBRIS AND FOR PROTECTION FROM FOOT AND MACHINERY TRAFFIC.</li> <li>3. AUTOSTONEUSA BRIGHTFINISH SEALS SURFACE MICROPORES TO RESIST PERMANENT STAINING.</li> <li>4. SEE AUTOSTONE CLEANING &amp; MAINTENANCE GUIDE FOR BEST CLEANING PRACTICES.</li> </ol>
	CT-1	PORCELAIN TILE	AUTOSTONEUSA MADE IN THE USA	AMERICAN MADE! SERIES.3 - Large Format.	AMERICAN HARVEST, NATURAL/HONED/ BRIGHTFINISH - BRIGHTFINISH is a permanent (baked-in during manufacturing) sealant to aid dealers with cleaning practices to maintain retail dealerships in a "like new" appearance.	24" X 48" X 8 MM 1/3 STEP RUNNING BOND/STAIRSTEP (16"), PARALLEL TO THE FRONT CURTAIN WALL, 3/16" GROUT JOINT	SHOWROOM FIELD TILE, VEHICLE DELIVERY, SERVICE ADVISORS, HALLWAYS, DO NOT USE AT CUSTOMER RESTROOM FLOORS/ WALLS	
	CT-3	GLASS MOSAIC TILE	AUTOSTONEUSA	LINEAR GLASS MOSAIC SERIES	AIR, LAND & SEA, GLASS FINISH #AS.LGM.ALS.1218	12" X 18" RANDOM INTERLOCKING PATTERN-HORIZONTAL	BACK WALL AT COFFEE BAR, CUSTOMER RESTROOM SINK WALL	



**CT-1 Showroom**  
 Series: American Made!  
 Color: American Harvest.3  
 Finish: Natural | Honed | BrightFinish



**brightfinish** (BrightFinish is a permanent sealant to aid cleaning practices)  
 ultra-clear technology Helps dealership retail facilities remain in a "like new" appearance for life of facility.


Size: 12" x 24" - for customer restroom walls & floors.  
 Size: 24" x 48" - for showroom floors (not customer restroom floors or walls).

**Clean.Tech.USA**

**NOTE: AUTOSTONEUSA CT-1 TILE FOR HYUNDAI IS RECTIFIED WITH MICRO-BELVELS FOR TIGHT GROUT ALIGNMENT. RECOMMENDED GROUT JOINTS: 1/8" - 3/16" (maximum width).**

**CTB-1 Base**  
 Series: American Made!  
 Color: American Harvest.2  
 Finish: Natural | Honed  
 Size: 03" x 12" (U.S. Nominal Dimension)  
 Size: 03" x 24" (U.S. Nominal Dimensions)







NOTE: All illustrations, diagrams, schematics, drawings, renders, call-outs, dimensions, specifications, and related details are intended to convey design concept and intent only and are not to be used for architectural, engineering, or construction purposes.

# Materials: Interior & Exterior Finish Schedule


	CODE	MATERIAL	MANUFACTURER	PRODUCT	COLOR	DIMENSION	LOCATION	ADDITIONAL INFORMATION
FLOORING	CT-4	PORCELAIN TILE SPACING BAR	SCHLUTER	SCHIENE SPACING BAR	CLEAR ANODIZED ALUMINUM	1/4" THICK	EDGE OF LEAD CAR DISPLAY PAD	CONTACT: SCHLUTER-SYSTEMS US AT 800-472-4588
	CT-5	PEBBLE TILE	PEBBLE TILE SHOP	PEBBLE TILE	JAVA TAN FINISH: NATURAL TAN#AS1103643.2448NH	12" X 12" WITH MESH BACKING SHEET	BASE OF INCLINED COLUMNS	CONTACT: PEBBLE TILE SHOP AT (888)870-9591
	CTB-6 OPT 2	PORCELAIN TILE BASE BULLNOSE	AUTOSTONEUSA MADE IN THE USA	AMERICAN WOOD SERIES	WALNUT, NATURAL HONED FINISH # AS1103646.0636NH	6" X 36" X 8MM BULLNOSE	CUSTOMER LOUNGE TILE (WHERE WALL OCCURS)	<p>PROGRAM MANAGER AT AUTOSTONE, 214-393-4875   <a href="mailto:HYUNDAI@AUTOSTONEUSA.COM">HYUNDAI@AUTOSTONEUSA.COM</a></p> <p>NOTES:                      1. NATIONAL PRICING HAS BEEN ESTABLISHED FOR THESE PRODUCTS. PLEASE CONTACT AUTOSTONEUSA FOR DETAILS. MOST COMPETITIVELY PRICED OPTION &amp; MADE IN USA.</p> <p>CONTACT: HYUNDAI SALES TEAM:                      AUTOSTONEUSA: MADISON WILSON HYUNDAI &amp; GENESIS</p> <p>2. NEWLY INSTALLED FLOOR TILE SHOULD BE COVERED DURING CONSTRUCTION TO PREVENT ACCUMULATION OF DEBRIS AND FOR PROTECTION FROM FOOT AND MACHINERY TRAFFIC.</p> <p>3. AUTOSTONEUSA BRIGHTFINISH SEALS SURFACE MICROPORES TO RESIST PERMANENT STAINING.</p> <p>4. SEE AUTOSTONE CLEANING &amp; MAINTENANCE GUIDE FOR BEST CLEANING PRACTICES.</p>
	CT-6 OPT 2	PORCELAIN TILE	AUTOSTONEUSA MADE IN THE USA	AMERICAN WOOD SERIES	WALNUT, NATURAL HONED FINISH # AS1103646.0636NH	6" X 36" X 8MM 12" OFFSET	CUSTOMER LOUNGE	
	CT-7 OPT 2	PORCELAIN TILE	AUTOSTONEUSA MADE IN THE USA	ENVIROSHOP12USA DRIVESERIES12USA ESHOP8USA DRIVESERIES8USA	<b>ENVIROSHOP12USA:</b> FIELD: ALLOY GREY. ANSI A326.3 Category: 4.1.3 Interior, Wet Plus (IW+) <b>DRIVESERIES12USA, ESHOP8USA, DRIVESERIES8USA</b> FIELD: ALLOY GREY. ANSI A326.3 Category: 4.1.3 Interior, Wet Plus (IW+), 4.1.4 Exterior Wet (EW) 4.1.5 Oils/Grease (O/G).	ENVIROSHOP12USA AND DRIVESERIES12USA 12" X 12"	SERVICE DRIVE/RECEPTION - LANES AND WALKWAYS, SERVICE SHOP	
	CT-8 OPT 2	PORCELAIN TILE	AUTOSTONEUSA MADE IN THE USA	ENVIROSHOP12USA DRIVESERIES12USA ESHOP8USA DRIVESERIES8USA	<b>ENVIROSHOP12USA:</b> ACCENT: CARBON BLACK ANSI A326.3 Category: 4.1.3 Interior, Wet Plus (IW+) <b>DRIVESERIES12USA, ESHOP8USA, DRIVESERIES8USA</b> FIELD: GENESIS-CARBON BLACK ANSI A326.3 Category: 4.1.3 Interior, Wet Plus (IW+), 4.1.4 Exterior Wet (EW) 4.1.5 Oils/Grease (O/G).	ESHOP8USA, DRIVESERIES8USA 08" X 08"	SERVICE DRIVE/RECEPTION - LANE STRIPING, SERVICE SHOP - BAY STRIPING	



NOTE: All illustrations, diagrams, schematics, drawings, renders, call-outs, dimensions, specifications, and related details are intended to convey design concept and intent only and are not to be used for architectural, engineering, or construction purposes.

# Materials: Interior & Exterior Finish Schedule

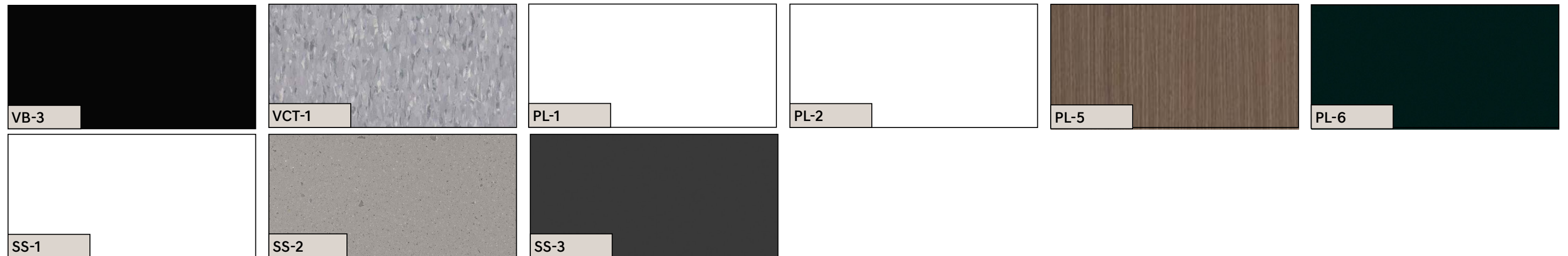
	CODE	MATERIAL	MANUFACTURER	PRODUCT	COLOR	DIMENSION	LOCATION	ADDITIONAL INFORMATION
FLOORING & STAIR TREADS	EPX-1 OPT 1	EPOXY FLOORING STRIPES	SHERWIN WILLIAMS	ARMORSEAL 650 SL/RC OR RESUFLOOR 3746 HIGH PERFORMANCE EPOXY	PRIMER: 33 EPOXY PRIMER/SEALER, TOP COAT: 650 SL/RC OR HS POLYURETHANE IN HAZE GRAY, OR BASE COAT: GP3746, TOP COAT: GP4850 IN STEEL GRAY		SERVICE SHOP, PARTS, STORAGE	CONTACT: SHERWIN WILLIAMS AT 800-474-3794
	EPX-2 OPT 1	EPOXY FLOORING STRIPES	SHERWIN WILLIAMS	ARMORSEAL 650 SL/RC OR RESUFLOOR 3746 HIGH PERFORMANCE EPOXY	PRIMER: 33 EPOXY PRIMER/SEALER, TOP COAT: 650 SL/RC OR HS POLYURETHANE IN DECK GRAY, OR BASE COAT: GP3746, TOP COAT: GP4850 IN CHARCOAL		SERVICE SHOP - BAY STRIPING, WALKWAYS	
	EPX-1 OPT 2	EPOXY FLOORING	DESCO FLOOR SYSTEMS	DESCOCAST	RESINOUS FLOORING SYSTEM TO MATCH SW HAZE GRAY		SERVICE SHOP, PARTS, STORAGE	CONTACT: DESCO FLOOR SYSTEMS AT 800-753-3726 (800-76-DESCO)
	EPX-2 OPT 2	EPOXY FLOORING STRIPES	DESCO FLOOR SYSTEMS	DESCOCAST	RESINOUS FLOORING SYSTEM TO MATCH SW DECK GRAY		SERVICE SHOP - BAY STRIPING, WALKWAYS	
	EPX-3	EPOXY FLOORING	STONHARD	STONCLAD GR	TROWELED EPOXY SYSTEM IN PEWTER		SERVICE DRIVE/RECEPTION - LANES & WALKWAYS, SERVICE SHOP	CONTACT: STONHARD AT 800-257-7953
	EPX-4	EPOXY FLOORING STRIPES	STONHARD	STONCLAD GR	TROWELED EPOXY SYSTEM IN CHARCOAL		SERVICE DRIVE/RECEPTION - LANE STRIPING, SERVICE SHOP	
	MAT-1	WALK-OFF MAT	MATTER SURFACES (FORMERLY MATS, INC)	DUAL TRACK	CHARCOAL GRAY	AS SPECIFIED BY LOCAL ARCHITECT	EXTERIOR ENTRANCE	CONTACT: MATTER SURFACES, 800-628-7462
	ST-1	STAIR TREADS	MANNINGTON	COLORSCAPE	CHARCOAL #217 TYPE" TS, PROFILE: SQUARE, NOSE: SQUARE	4', 5', 6' LENGTHS X 1/8"	EMERGENCY EXIT STAIRS (NON-CUSTOMER FACING)	CONTACT: MANNINGTON 888-241-2262
	VB-1	VINYL BASE	MANNINGTON	TYPE TV (BURKEBASE)	CHARCOAL #217 WITH PRE-FORMED CORNERS	4" STRAIGHT/TOELESS	USE WITH CPT-1	



NOTE: All illustrations, diagrams, schematics, drawings, renders, call-outs, dimensions, specifications, and related details are intended to convey design concept and intent only and are not to be used for architectural, engineering, or construction purposes.

# Materials: Interior & Exterior Finish Schedule

	CODE	MATERIAL	MANUFACTURER	PRODUCT	COLOR	DIMENSION	LOCATION	ADDITIONAL INFORMATION
FLOORING & MILLWORK	VB-3	VINYL BASE	MANNINGTON	TYPE TV (BURKEBASE)	BLACK #701 WITH PRE-FORMED CORNERS	4" COVED BASE	USE WITH VCT-1	CONTACT: MANNINGTON 888-241-2262
	VCT-1	VINYL COMPOSITION TILE	ARMSTRONG	IMPERIAL TEXTURE	STERLING #51904	12" X 12" X 1/8"	TECHNICIAN BREAKROOM & RESTROOMS/LOCKERS, PARTS MGR.	
	PL-1	PLASTIC LAMINATE	FORMICA	SOLID COLORS	#949C-58 WHITE, MATTE FINISH		MILLWORK IN NON-CUSTOMER FACING AREAS	CONTACT: FORMICA CORP AT 800-376-6422 CONTACT: DESCO FLOOR SYSTEMS AT 800-753-3726 (800-76-DESCO)
	PL-2	PLASTIC LAMINATE	FORMICA	SOLID CORE2	#949C-58 WHITE, MATTE FINISH NOTE: THRU COLOR FOR EXPOSED EDGES		MILLWORK IN NON-CUSTOMER FACING AREAS	
	PL-5	PLASTIC LAMINATE	FORMICA	BROWN WOOD	#6413 SILVER RIFTWOOD, FINISH: NATURAL GRAIN OR MATTE		INTERIOR DOORS, MILLWORK FRONT PANELS IN CUSTOMER FACING AREAS (CUSTOMER LOUNGE, CASHIER, RETAIL PARTS, ETC), MILLWORK FRONT PANELS IN NON-CUSTOMER FACING AREAS.	
	PL-6	PLASTIC LAMINATE	FORMICA	SOLID COLORS	#8244 NIGHT FOREST		MILLWORK BASE/TOEKICK	
	SS-1	SOLID SURFACE	DUPONT	CORIAN	DESIGNER WHITE	PENCIL ROUND EDGE PROFILE	COUNTERTOPS IN CUSTOMER FACING AREAS	CONTACT: DUPONT CORIAN AT 888-889-5990
	SS-2	SOLID SURFACE	DUPONT	CORIAN	DOVE	PENCIL ROUND EDGE PROFILE	COUNTERTOPS IN NON-CUSTOMER FACING AREAS	
	SS-3	SOLID SURFACE	DUPONT	CORIAN	DEEP TITANIUM	PENCIL ROUND EDGE PROFILE	COUNTERTOPS IN NON-CUSTOMER FACING AREAS	



NOTE: All illustrations, diagrams, schematics, drawings, renders, call-outs, dimensions, specifications, and related details are intended to convey design concept and intent only and are not to be used for architectural, engineering, or construction purposes.

# Materials: Interior & Exterior Finish Schedule

	CODE	MATERIAL	MANUFACTURER	PRODUCT	COLOR	DIMENSION	LOCATION	ADDITIONAL INFORMATION
DOORS & RAILINGS	D-1	EXTERIOR CAR DOOR	KAWNEER OR EQUAL	GLASS	DOOR STYLE AND FINISH TO COORDINATE WITH EXTERIOR GLAZING SYSTEM		SHOWROOM	CONTACT: KAWNEER AT 877-767-9107
	D-2	EXTERIOR MAN DOOR	KAWNEER OR EQUAL	GLASS	DOOR STYLE AND FINISH TO COORDINATE WITH EXTERIOR GLAZING SYSTEM		SHOWROOM	
	D-3	PLASTIC LAMINATE	CECO OR EQUAL	METAL			EXTERIOR DOORS AT PARTS AND SERVICE	CONTACT: CECO DOOR AT 731-686-8345
	D-4A	OVERHEAD DOOR	RYTEC OR EQUAL	SPIRAL FV	FULL VISION OVERHEAD DOOR WITH 9" ALUMINUM FRAMED VISION SLATS		SERVICE DRIVE, SERVICE DEPARTMENT	CONTACT: RYTEC CORPORATION AT 888-467-9832 (888-GO-RYTEC)
	D-4B	OVERHEAD DOOR		GLASS SECTIONAL	GLASS SECTIONAL DOOR, FINISH: CLEAR ANODIZED ALUMINUM		SERVICE DRIVE, SERVICE DEPARTMENT	
	D-5	INTERIOR DOOR	C.R. LAURENCE OR DORMAKABA USA	GLASS	FRAMELESS GLASS DOOR TO COORDINATE WITH INTERIOR OFFICE GLAZING SYSTEM, TOP AND BOTTOM PIVOT HINGES, BACK-TO-BACK LADDER PULLS, HARDWARE FINISH: SATIN ANODIZED OR SATIN STAINLESS		SALES OFFICES, F&I OFFICES, VEHICLE DELIVERY, SERVICE ADVISORS, SERVICE MANAGER, CONFERENCE ROOM, ADMINISTRATION OFFICES, KIDS PLAY ROOM	CONTACT: C.R. LAURENCE AT 800-421-6144
	D-6	INTERIOR RAILING	C.R. LAURENCE OR EQUAL	GLASS	CRL TAPER - LOC DRY GLAZE RAILING SYSTEM WITH CLEAR ANODIZED TOP RAIL		SHOWROOM BALCONY	
	EG-1	EXTERIOR GUARD/ STAIR RAILING SYSTEM		GUARD RAIL SYSTEM	CONTEMPORARY HORIZONTAL RAIL DESIGN COMPRISED OF FLAT BARS/RAILS WITH A RECTANGULAR TOP BAR/ FRAME. FINISH/PAINT: COLOR MATCH TO SW2118 METALLIC 'GUNMETAL GRAY', PPG #1033-6, OR MODERN MASTERS #337161		EXTERIOR STAIRS, RAMPS, GUARD RAILS	

NOTE: All illustrations, diagrams, schematics, drawings, renders, call-outs, dimensions, specifications, and related details are intended to convey design concept and intent only and are not to be used for architectural, engineering, or construction purposes.