

**autostone**  
floor systems



**SUBARU**



**Clean.Tech.USA**

# Subaru Technical Specifications

2024.10 Edition

Subaru Brand Compliant Program  
[AutoStoneUSA.com/Subaru](https://AutoStoneUSA.com/Subaru)



**MADE IN AMERICA**



**AutoStoneUSA.com**

© 2025 AutoStone Floor Systems, All Rights Reserved.



# Subaru Tile Technical Specifications

## CT-1 - Showroom Floor Tile



### CT-1

Showroom & Customer Contact Areas

**Series:** Clean.Tech.USA

**Color:** Charcoal

**Finish:** Honed | Natural

**Size:** 24" x 24" (U.S. Nominal Dimensions)

**ANSI A326.3:**

Interior Dry (ID) & Interior Wet (IW)

> .42 DCOF Dry and > .42 DCOF Wet



**USA  
MANUFACTURED**

**brightfinish**  
ultra-cleanable technology

## Technical Specifications

This product meets or exceeds all standards described in ANSI A137.1.

	SPECS	TEST METHOD	INDUSTRY STANDARD	AUTOSTONE VALUES	
	WATER ABSORPTION	ASTM C373	≤0.5%	≤0.4%	
	<b>CERTIFIED PORCELAIN TILE</b> <small>0.5% or less water absorption</small>	ASTM C373	0.5%	Meeting the water absorption criteria of the American national standard PTCA	
	SURFACE WEAR RESISTANCE	ANSI A137.1	Surface Wear-resistance properties of glazed vitreous and porcelain tiles.	ALL RESIDENTIAL / COMMERCIAL	
	CHEMICAL RESISTANCE	ASTM C650	A tile sample is placed in continuous contact with a variety of chemicals for 24 hours. No sample must show visible defects.	NOT AFFECTED	
	D.C.O.F. AcuTest®	ANSI A326.3	≥0.42 WET	≥0.42 WET	
	STAIN RESISTANCE	ASTM C1378	Surfaces are exposed to staining agents for 24 hours followed by four cleaning procedures. Results are recorded post cleaning.	NOT AFFECTED	
	BREAKING STRENGTH	ASTM C648	≥250 lbf	8mm ≥300 lbf 10mm ≥400 lbf	
	RESISTANCE TO FREEZE	ASTM C1026	A tile sample is subjected to repeated processes of freezing and thawing. Sample must show no visible defects.	RESISTANT	
	WARPAGE EDGE	ASTM C485	±0.40% or ±0.05 in (±1.8 mm)	± 0.40%	Rectified
	WARPAGE DIAGONAL	ASTM C485	±0.40% or ±0.07 in (±1.8 mm)	± 0.40%	Rectified
	WEDGING	ASTM C502	±0.25% or ±0.03 in (±0.8 mm)	± 0.25%	Rectified
	WARPAGE EDGE	ASTM C485	±0.50% or ±0.07 in (±1.8 mm)	± 0.50%	Calibrated
	WARPAGE DIAGONAL	ASTM C485	±0.50% or ±0.07 in (±1.8 mm)	± 0.50%	Calibrated
	WEDGING	ASTM C502	±0.50% or ±0.08 in (±2.0 mm)	± 0.50%	Calibrated
	THICKNESS	ASTM C499	Range: ± 0.04 in	≤0.04 in	

• Due to the inherent nature of fired porcelain tile, it is important to note that the coefficient of friction may vary within and between product runs.



### CWT-2 Deep Grey - Charcoal

**Series:** Premier  
**Color:** Deep Grey Charcoal  
**Finish:** Polished  
**Size:** 24" x 24" (U.S. Nominal Dimensions)


















### CWT-2 ALT - Grey


**Series:** Premier  
**Color:** Grey  
**Finish:** Polished  
**Finish:** Honed | Natural  
**Size:** 24" x 24" (U.S. Nominal Dimensions)

## Technical Specifications

This product meets or exceeds all standards described in ANSI A137.1.

	SPECS	TEST METHOD	INDUSTRY STANDARD	AUTOSTONE VALUES	
	WATER ABSORPTION	ASTM C373	≤0.5%	≤0.4%	
	<b>CERTIFIED PORCELAIN TILE</b> <small>0.5% or less water absorption</small>	ASTM C373	0.5%	Meeting the water absorption criteria of the American national standard PTCA	
	SURFACE WEAR RESISTANCE	ANSI A137.1	Surface Wear-resistance properties of glazed vitreous and porcelain tiles.	ALL RESIDENTIAL / COMMERCIAL	
	CHEMICAL RESISTANCE	ASTM C650	A tile sample is placed in continuous contact with a variety of chemicals for 24 hours. No sample must show visible defects.	NOT AFFECTED	
	D.C.O.F. AcuTest®	ANSI A326.3	≥0.42 WET	≥0.42 WET	
	STAIN RESISTANCE	ASTM C1378	Surfaces are exposed to staining agents for 24 hours followed by four cleaning procedures. Results are recorded post cleaning.	NOT AFFECTED	
	BREAKING STRENGTH	ASTM C648	≥250 lbf	8mm ≥300 lbf 10mm ≥400 lbf	
	RESISTANCE TO FREEZE	ASTM C1026	A tile sample is subjected to repeated processes of freezing and thawing. Sample must show no visible defects.	RESISTANT	
	WARPAGE EDGE	ASTM C485	±0.40% or ±0.05 in (±1.8 mm)	± 0.40%	Rectified
	WARPAGE DIAGONAL	ASTM C485	±0.40% or ±0.07 in (±1.8 mm)	± 0.40%	Rectified
	WEDGING	ASTM C502	±0.25% or ±0.03 in (±0.8 mm)	± 0.25%	Rectified
	WARPAGE EDGE	ASTM C485	±0.50% or ±0.07 in (±1.8 mm)	± 0.50%	Calibrated
	WARPAGE DIAGONAL	ASTM C485	±0.50% or ±0.07 in (±1.8 mm)	± 0.50%	Calibrated
	WEDGING	ASTM C502	±0.50% or ±0.08 in (±2.0 mm)	± 0.50%	Calibrated
	THICKNESS	ASTM C499	Range: ± 0.04 in	≤0.04 in	

• Due to the inherent nature of fired porcelain tile, it is important to note that the coefficient of friction may vary within and between product runs.



### CWT-3 ALT Simply White













**Series:** WallTiles!  
**Color:** Simply White  
**Finish:** Satin  
**Size:** 12" x 24" (U.S. Nominal Dimensions)



### CWT-4 ALT Stormy Grey

**Series:** WallTiles!  
**Color:** Stormy Grey  
**Finish:** Glossy  
**Size:** 12" x 24" (U.S. Nominal Dimensions)

#### TECHNICAL SPECIFICATIONS

	SPECS	TEST METHOD	INDUSTRY STANDARD	AUTOSTONE VALUES
	WATER ABSORPTION	ASTM C373	≤0.5%	≤0.4%
	CHEMICAL RESISTANCE	ASTM C650	A tile sample is placed in continuous contact with a variety of chemicals for 24 hours. No sample must show visible defects.	NOT AFFECTED
	D.C.O.F. AcuTest®	ANSI A326.3	≥0.42% WET	≥0.42% WET
	STAIN RESISTANCE	ASTM C1378	Surfaces are exposed to staining agents for 24 hours followed by four cleaning procedures. Results are recorded post cleaning.	NOT AFFECTED
	BREAKING STRENGTH	ASTM C648	≥250 lb/ft <sup>2</sup>	8mm ≥300 lb/ft <sup>2</sup> 10mm ≥400 lb/ft <sup>2</sup>
	RESISTANCE TO FREEZE	ASTM C1026	A tile sample is subjected to repeated processes of freezing and thawing. Sample must show no visible defects.	RESISTANT
	WARPAGE EDGE	ASTM C485	Warpage ± 0.4% or ± 0.05 in	≥± 0.4%
	WARPAGE DIAGONAL	ASTM C485	Warpage ± 0.4% or ± 0.07 in	≥± 0.4%
	WARPAGE EDGE	ASTM C485	Warpage ± 0.5% or ± 0.07 in	≥± 0.5%
	WARPAGE DIAGONAL	ASTM C485	Warpage ± 0.5% or ± 0.07 in	≥± 0.5%
	WEDGING	ASTM C502	± 0.25% or ± 0.03 in	≥± 0.25%
	THICKNESS	ASTM C499	Range: ± 0.04 in	≤0.04 in

• Due to the inherent nature of fired porcelain tile, it is important to note that the coefficient of friction may vary within and between product runs.



### CWT-5 ALT Subway Simply White

**Series:** WallTiles! - Subway








**Color:** Bright White

**Finish:** Glossy

**Size:** 03" x 06" (U.S. Nominal Dimensions)



#### TECHNICAL SPECIFICATIONS

	SPECS	TEST METHOD	INDUSTRY STANDARD	AUTOSTONE VALUES
	WATER ABSORPTION	ASTM C373	≤0.5%	≤0.4%
	CHEMICAL RESISTANCE	ASTM C650	A tile sample is placed in continuous contact with a variety of chemicals for 24 hours. No sample must show visible defects.	NOT AFFECTED
	D.C.O.F. AcuTest®	ANSI A326.3	≥0.42% WET	≥0.42% WET
	STAIN RESISTANCE	ASTM C1378	Surfaces are exposed to staining agents for 24 hours followed by four cleaning procedures. Results are recorded post cleaning.	NOT AFFECTED
	BREAKING STRENGTH	ASTM C648	≥250 lb/ft <sup>2</sup>	8mm ≥300 lb/ft <sup>2</sup> 10mm ≥400 lb/ft <sup>2</sup>
	RESISTANCE TO FREEZE	ASTM C1026	A tile sample is subjected to repeated processes of freezing and thawing. Sample must show no visible defects.	RESISTANT
	WARPAGE EDGE	ASTM C485	Warpage ± 0.4% or ± 0.05 in	≥± 0.4%
	WARPAGE DIAGONAL	ASTM C485	Warpage ± 0.4% or ± 0.07 in	≥± 0.4%
	WARPAGE EDGE	ASTM C485	Warpage ± 0.5% or ± 0.07 in	≥± 0.5%
	WARPAGE DIAGONAL	ASTM C485	Warpage ± 0.5% or ± 0.07 in	≥± 0.5%
	WEDGING	ASTM C502	± 0.25% or ± 0.03 in	≥± 0.25%
	THICKNESS	ASTM C499	Range: ± 0.04 in	≤0.04 in

• Due to the inherent nature of fired porcelain tile, it is important to note that the coefficient of friction may vary within and between product runs.



### CWT-6 ALT Granita Grey













**Series:** WallTiles!  
**Color:** Granita Grey  
**Finish:** Satin  
**Size:** 08" x 08" (U.S. Nominal Dimensions)



### CWT-7 ALT Anthracite Grey

**Series:** WallTiles!  
**Color:** Anthracite Grey  
**Finish:** Satin  
**Size:** 08" x 08" (U.S. Nominal Dimensions)

#### TECHNICAL SPECIFICATIONS

	SPECS	TEST METHOD	INDUSTRY STANDARD	AUTOSTONE VALUES
	WATER ABSORPTION	ASTM C373	≤0.5%	≤0.4%
	CHEMICAL RESISTANCE	ASTM C650	A tile sample is placed in continuous contact with a variety of chemicals for 24 hours. No sample must show visible defects.	NOT AFFECTED
	D.C.O.F. AcuTest®	ANSI A326.3	≥0.42% WET	≥0.42% WET
	STAIN RESISTANCE	ASTM C1378	Surfaces are exposed to staining agents for 24 hours followed by four cleaning procedures. Results are recorded post cleaning.	NOT AFFECTED
	BREAKING STRENGTH	ASTM C648	≥250 lb/ft <sup>2</sup>	8mm ≥300 lb/ft <sup>2</sup> 10mm ≥400 lb/ft <sup>2</sup>
	RESISTANCE TO FREEZE	ASTM C1026	A tile sample is subjected to repeated processes of freezing and thawing. Sample must show no visible defects.	RESISTANT
	WARPAGE EDGE	ASTM C485	Warpage ± 0.4% or ± 0.05 in	≥± 0.4%
	WARPAGE DIAGONAL	ASTM C485	Warpage ± 0.4% or ± 0.07 in	≥± 0.4%
	WARPAGE EDGE	ASTM C485	Warpage ± 0.5% or ± 0.07 in	≥± 0.5%
	WARPAGE DIAGONAL	ASTM C485	Warpage ± 0.5% or ± 0.07 in	≥± 0.5%
	WEDGING	ASTM C502	± 0.25% or ± 0.03 in	≥± 0.25%
	THICKNESS	ASTM C499	Range: ± 0.04 in	≤0.04 in

• Due to the inherent nature of fired porcelain tile, it is important to note that the coefficient of friction may vary within and between product runs.





### CT-6 Smoke Grey

**Series:** DriveSeries08USA

**Color:** Smoke Grey

**Finish:** Super.Grip3L.Brightfinish

**Size:** 8" X 8" (U.S. Nominal Dimensions)

**Surface Traction Conforms to:**

ANSI A326.3 Use Category:

4.1.3 Interior Wet Plus (IW+)

4.1.4 Exterior Wet (EW)

4.1.5 Oils/Greaseses (O/G).



### CT-6 ALT Alloy Grey

**Series:** DriveSeries08USA

**Color:** Alloy Grey

**Finish:** Super.Grip3L.Brightfinish

**Size:** 8" X 8" (U.S. Nominal Dimensions)

**Surface Traction Conforms to:**

ANSI A326.3 Use Category:

4.1.3 Interior Wet Plus (IW+)

4.1.4 Exterior Wet (EW)

4.1.5 Oils/Greaseses (O/G).



### CT-7 Carbon-Genesis Black

**Series:** DriveSeries08USA

**Color:** Carbon/Genesis Black

**Finish:** Super.Grip3L.Brightfinish

**Size:** 8" X 8" (U.S. Nominal Dimensions)

**Surface Traction Conforms to:**

ANSI A326.3 Use Category:

4.1.3 Interior Wet Plus (IW+)

4.1.4 Exterior Wet (EW)

4.1.5 Oils/Greaseses (O/G).



**driveseries**  
**USA**

#### Manufactured Declared Uses

Evaluate for use in automotive workshop and service drive environments

**4.1.4 (Exterior, Wet)** - level outdoor spaces walkways, sidewalks, where such floors may be walked upon when wet (excluding ice or snow) if level, clean, maintained and free of standing water or other contaminants.

**4.1.5 (Oils/Greases)** - level areas regularly exposed to automotive fluids, etc., so long as floors are level, regularly cleaned, maintained and free of standing water and contaminant build-up. Consult with your architect to

determine dealership practices. **Review ANSI A326.3 2021 standard.**

#### Declared Product Use & DCOF Requirement

Meets and exceeds .55 DCOF rating as required for ANSI A326.3 4.1.4 Exterior Wet (EW).



## CT-6 ALT Smoke Grey

**Series:** eShop08USA

**Color:** Smoke Grey

**Finish:** Super.Grip.Brightfinish

**Size:** 8" X 8" (U.S. Nominal Dimensions)

**Surface Traction Conforms to:**

ANSI A326.3 Use Category:

4.1.3 Interior Wet Plus (IW+)

4.1.4 Exterior Wet (EW)

4.1.5 Oils/Greaseses (O/G).



## CT-6 ALT Alloy Grey

**Series:** eShop08USA

**Color:** Alloy Grey

**Finish:** Super.Grip.Brightfinish

**Size:** 8" X 8" (U.S. Nominal Dimensions)

**Surface Traction Conforms to:**

ANSI A326.3 Use Category:

4.1.3 Interior Wet Plus (IW+)

4.1.4 Exterior Wet (EW)

4.1.5 Oils/Greaseses (O/G).



## CT-7 ALT Carbon-Genesis Black

**Series:** eShop08USA

**Color:** Carbon/Genesis Black

**Finish:** Super.Grip.Brightfinish

**Size:** 8" X 8" (U.S. Nominal Dimensions)

**Surface Traction Conforms to:**

ANSI A326.3 Use Category:

4.1.3 Interior Wet Plus (IW+)

4.1.4 Exterior Wet (EW)

4.1.5 Oils/Greaseses (O/G).



### Manufactured Declared Uses

Evaluate for use in automotive workshop and service drive environments

**4.1.4 (Exterior, Wet)** - level outdoor spaces walkways, sidewalks, where such floors may be walked upon when wet (excluding ice or snow) if level, clean, maintained and free of standing water or other contaminants.

**4.1.5 (Oils/Greases)** - level areas regularly exposed to automotive fluids, etc., so long as floors are level, regularly cleaned, maintained and free of standing water and contaminant build-up. Consult with your architect to

determine dealership practices. **Review ANSI A326.3 2021 standard.**

### Declared Product Use & DCOF Requirement

Meets and exceeds .55 DCOF rating as required for ANSI A326.3 4.1.4 Exterior Wet (EW).





### CT-6 Smoke Grey

**Series:** Enviroshop12USA

**Color:** Smoke Grey

**Finish:** Traction.Brightfinish

**Size:** 12" x 12" (U.S. Nominal Dimensions)

**Surface Traction Conforms to:**

ANSI A326.3 Use Category:

4.1.3 Interior Wet Plus (IW+)



### CT-6 ALT Alloy Grey

**Series:** Enviroshop12USA

**Color:** Alloy Grey

**Finish:** Traction.Brightfinish

**Size:** 12" x 12" (U.S. Nominal Dimensions)

**Surface Traction Conforms to:**

ANSI A326.3 Use Category:

4.1.3 Interior Wet Plus (IW+)



### CT-7 Carbon Black

**Series:** Enviroshop12USA

**Color:** Carbon Black

**Finish:** Traction.Brightfinish

**Size:** 12" x 12" (U.S. Nominal Dimensions)

**Surface Traction Conforms to:**

ANSI A326.3 Use Category:

4.1.3 Interior Wet Plus (IW+)



#### Manufactured Declared Uses

Evaluate for use in automotive workshop and service drive environments

**4.1.3 (Interior Wet Plus)** - Covered exterior areas, where such floors may be walked upon when wet if clean, maintained and free of standing water or other contaminants.

Consult with your architect to determine dealership practices.

**Review ANSI A326.3 2021 standard.**

#### Declared Product Use & DCOF Requirement

Meets and exceeds .50 DCOF rating as required for ANSI A326.3 4.1.3 Interior Wet Plus (IW+).



### CT-6 ALT Alloy Grey

**Series:** DriveSeries12USA

**Color:** Alloy Grey

**Finish:** Traction3L.Brightfinish

**Size:** 12" x 12" (U.S. Nominal Dimensions)

**Surface Traction Conforms to:**


ANSI A326.3 Use Category:

4.1.3 Interior Wet Plus (IW+)

4.1.4 Exterior Wet (EW)

4.1.5 Oils/Greases (O/G).

Below: actual color varies, example is only representative



### CT-7 ALT Carbon Black

**Series:** DriveSeries12USA

**Color:** Carbon Black

**Finish:** Traction3L.Brightfinish

**Size:** 12" x 12" (U.S. Nominal Dimensions)

**Surface Traction Conforms to:**

ANSI A326.3 Use Category:

4.1.3 Interior Wet Plus (IW+)

4.1.4 Exterior Wet (EW)

4.1.5 Oils/Greases (O/G).



### Manufactured Declared Uses

Evaluate for use in automotive workshop and service drive environments

**4.1.4 (Exterior, Wet)** - level outdoor spaces walkways, sidewalks, where such floors may be walked upon when wet (excluding ice or snow) if level, clean, maintained and free of standing water or other contaminants.

**4.1.5 (Oils/Greases)** - level areas regularly exposed to automotive fluids, etc., so long as floors are level, regularly cleaned, maintained and free of standing water and contaminant build-up. Consult with your architect to determine dealership practices. **Review ANSI A326.3 2021 standard.**

### Declared Product Use & DCOF Requirement

Meets and exceeds .55 DCOF rating as required for ANSI A326.3 4.1.4 Exterior Wet (EW).

## Made in the USA.

Our head quarters are in Texas, but we manufacture in Tennessee! Made in the USA assures your project of on-time delivery, quality product, supply chain integrity, and reduced carbon foot print!

## Build with AutoStone.

Our program supports Subaru dealers with the highest quality, most affordable and comprehensive floor tile system for your dealership project. Affordable, high-quality, and easy to do business with are what you will experience with AutoStone.

## Warranty.

AutoStoneUSA tiles come with a materials warranty which confirms our high-quality product conforms with ANSI porcelain tile standards. If you suspect any tile as not being correct - DO NOT INSTALL IT! Take a picture and send it immediately to your Subaru support team. We will help you right away!

## Installation.

AutoStoneUSA has tile installation recommendations with quality control (QC) standards which deliver better results. When you receive your project quote it will include our manufacturer recommended tile installation practices.

## Cleaning & Maintenance.

AutoStoneUSA provides detailed and specific tile cleaning and maintenance recommendations. Ask for, or download the Subaru "Culture of Clean" which helps dealers maintain your dealership in a "like new" appearance.

**AutoStoneUSA Support:  
Request For Quote:  
Subaru Brand Page:**

[subaru@autostoneusa.com](mailto:subaru@autostoneusa.com)  
[Subaru Brand RFQ - request for quote](#)  
[Subaru Brand Page](#)

## Contact Information:

**Tabitha Black, Subaru Program Manager**  
Mobile: 806-477-2410  
Direct: 214-387-1997

[tabitha@autostoneusa.com](mailto:tabitha@autostoneusa.com)

**Lezlie Ferrell, Director of Sales**  
Mobile: 214-717-8936  
Direct: 214-393-4861

[lezlie@autostoneusa.com](mailto:lezlie@autostoneusa.com)

**Barry Wells, Ownership | President**  
Mobile: 214-830-1206  
Direct: 214-393-4862

[barry@autostoneusa.com](mailto:barry@autostoneusa.com)

